

To,  
The Manager listing  
Corporate Relation Department  
Bombay Stock Exchange Limited  
Phiroz Jeejeeboy Tower,  
Dalal Street,  
Mumbai - 400001

Date: 09/02/2016

**BSE Code 511447**

**Sub: - Submission of Audited quarterly results for the quarter ended 31<sup>st</sup> December 2015.**

Dear Sir,


Kindly find the enclosed following documents for the quarter ending 31<sup>st</sup> December 2015.


1. Auditors Report.
2. Standalone quarterly results for the Quarter ending 31<sup>st</sup> December 2015.

Please take above information on record.

Thanking you

For **SYLPH TECHNOLOGIES LIMITED**

  
Atul Chouhan  
(Compliance Officer)



Enclosed: As stated above

**Sylph Technologies Ltd.**

ST-4, "Press House" 22, Press Complex, A. B. Road,  
INDORE (M.P.) 452008, INDIA, Phone: 0731-2571451  
E-mail : [info@sylphtechnologies.com](mailto:info@sylphtechnologies.com); [mhfl@bsnl.in](mailto:mhfl@bsnl.in)  
Url : [www.sylphtechnologies.com](http://www.sylphtechnologies.com)



**M.S. Dahiya & Co**

CHARTERED ACCOUNTANTS.

PAN AAQFM0945E


101-A "Press House", 22, Press Complex, A.B. Road  
Indore- 452 008 Phone 0731-4072754 2571451

### INDEPENDENT AUDITORS REPORT

To,


The Board of Directors of **SYLPH TECHNOLOGIES LIMITED**

1. We have audited the accompanying Statement of Standalone financial results of SYLPH TECHNOLOGIES LIMITED ("The Company") for the quarter ended 31<sup>st</sup> December, 2015 and the year to date results for the period from 1<sup>st</sup> April 2015 to 31<sup>st</sup> December, 2015 attached herewith, being submitted by the company pursuant to the requirement of Regulation 33 of the Listing Agreement with the Stock Exchange except for the disclosure in Part-II-selected information referred to in paragraph 4 below. These Quarterly financial results as well as year to date financial results have been prepared on the basis of interim financial statement, which are the responsibility of the company's management and have been approved by the Board of Director. Our responsibility is to express an opinion on these financial results, based on our audit of the related interim financial statements, which have been prepared in accordance with the recognition and measurement principles laid down in Accounting Standard (AS) 25, Interim Financial Reporting, under section 133 of the Companies Act, 2013 read with Rule 7 of the Companies (Accounts) Rules, 2014 and other accounting principles generally accepted in India.
2. We conducted our audit in accordance with the Auditing Standards generally accepted in India. Those standards require that we plan and perform the audit to obtain reasonable assurance about whether the financial results are free of material misstatement(s). An audit includes examining, on a test basis, evidence supporting the amounts disclosed as financial results. An audit also includes assessing the accounting principles used and significant estimates made by the management. We believe that our audit provides a reasonable basis for our opinion.
3. In our opinion and to the best of our information and according to the explanations given to us these quarterly financial results as well as the year to date results:



- i. are presented in accordance with the requirement of Regulation 33 of the Listing Agreement in this regard, and
  - ii. Give a true and fair view in the conformity with the accounting principles generally accepted in India of the Net Profit and other financial information for the quarter ended 31<sup>st</sup> December, 2015 as well as the year to date results for the period from 1<sup>st</sup> April 2015 to 31<sup>st</sup> December, 2015
4. Further, we also report that we have traced the number of shares as well as the percentage of shareholding in respect of aggregate amount of public shareholding and number of share as well as the percentage of shares pledged/encumbered and non-encumbered in respect of aggregate amount of promoters and promoters group shareholding, in terms of Regulation 31 of listing agreement with stock exchange and the particulars relating to the investor complain disclosed in Part-II- Selected Information for the Quarter Ended 31<sup>st</sup> December, 2015 of the statement, from the details furnished by the Management.

**For M. S. Dahiya & Co.**  
Chartered Accountants  
FRN.013855C



**Harsh Firoda**  
(Partner)  
(M. No. 409391)

Place: Indore  
Date: 28/01/2016

**SYLPH TECHNOLOGIES LIMITED**


**STATEMENT OF STANDALONE AUDITED RESULTS FOR THE QUARTER ENDING 31/12/2015**

**PART-I**

(Rs. in Lakhs)

| Sr. No. | Particulars   | Quarter Ended |              |              | Year to date  |              | Year         |
|---------|---|---------------|--------------|--------------|---------------|--------------|--------------|
|         |   | 31.12.2015    | 30.09.2015   | 31.12.2014   | 31.12.2015    | 31.12.2014   | 31.03.2015   |
|         |   | (Audited)     | (Audited)    | (Audited)    | (Audited)     | (Audited)    | (Audited)    |
| 1       | (a) Net Sales/Income from Operations- Domestic  | 139.75        | 46.90        | 13.92        | 192.65        | 38.84        | 40.77        |
|         | Export  | 0.00          | 0.00         | 0.00         | 0.00          | 0.00         | 0.00         |
|         | (b) Other Operating Income  | 0.00          | 0.00         | 0.00         | 0.00          | 0.00         | 0.00         |
|         | <b>Total income from operations (net)</b>   | <b>139.75</b> | <b>46.90</b> | <b>13.92</b> | <b>192.65</b> | <b>38.84</b> | <b>40.77</b> |
| 2       | Expenses  |               |              |              |               |              |              |
|         | (a) Cost of materials consumed  | 0.89          | 0.11         | 0.33         | 0.99          | 1.08         | 0.00         |
|         | (b) Purchases of stock-in-trade   | 143.28        | 43.40        | 0.00         | 186.68        | 0.00         | 0.00         |
|         | (c) Changes in inventories of finished goods, work-in-progress and stock-in-trade             | 0.00          | 0.00         | 0.00         | 0.00          | 0.00         | 0.00         |
|         | (d) Employee benefits expense   | 1.74          | 2.32         | 1.92         | 5.97          | 5.54         | 21.78        |
|         | (e) Depreciation and amortisation expense   | 0.70          | 0.70         | 1.00         | 2.10          | 1.00         | 3.02         |
|         | (f) Power & Fuel  | 0.52          | 0.57         | 0.39         | 1.41          | 2.06         | 2.36         |
|         | (g) Other Expenditure   | 2.12          | 3.37         | 5.95         | 8.86          | 12.34        | 27.68        |
|         | <b>Total expenses</b>   | <b>149.25</b> | <b>50.46</b> | <b>9.59</b>  | <b>206.00</b> | <b>22.03</b> | <b>54.85</b> |
| 3       | Profit/(Loss) from operations before other income, finance costs and exceptional items (1-2)  | -9.50         | -3.56        | 4.32         | -13.35        | 16.81        | -14.08       |
| 4       | Other Income  | 4.17          | 5.08         | 0.00         | 13.37         | 0.04         | 15.44        |
| 5       | Profit/(Loss) from ordinary activities before finance costs and exceptional items (3+4)       | -5.33         | 1.51         | 4.32         | 0.02          | 16.85        | 1.36         |
| 6       | Finance Cost  | 0.00          | 0.00         | 0.00         | 0.00          | 0.00         | 0.00         |
| 7       | Profit/(Loss) from ordinary activities after finance costs but before exceptional items (5+6) | -5.33         | 1.51         | 4.32         | 0.02          | 16.85        | 1.36         |
| 8       | Exceptional Items   | 0.00          | 0.00         | 0.00         | 0.00          | 0.00         | 0.00         |
| 9       | Profit/(Loss) from ordinary activities before tax (7+8)                                       | -5.33         | 1.51         | 4.32         | 0.02          | 16.85        | 1.36         |
| 10      | Tax Expenses  | 0.00          | 0.25         | 5.20         | 0.00          | 4.89         | 0.22         |
| 11      | Net Profit/(Loss) from Ordinary Activities after Tax (9+10)                                   | (5.33)        | 1.26         | (0.88)       | 0.02          | 11.96        | 1.14         |
| 12      | Extra Ordinary Items (net of tax expenses)  | 0.00          | 0.00         | 0.00         | 0.00          | 0.00         | 0.00         |
| 13      | Net Profit/(Loss) for the period (11+12)  | (5.33)        | 1.26         | -0.88        | 0.02          | 11.96        | 1.14         |
| 14      | Paid-up equity share capital (Face Value of ` 10/- each)                                      | 1490.00       | 1490.00      | 1490.00      | 1490.00       | 1490.00      | 1490.00      |
| 15      | Reserve excluding Revaluation Reserves as per balance sheet of previous accounting year       | -             | -            | -            | -             | -            | (136.52)     |
| 16 i    | Earnings per share (before extraordinary items) (of ` 10/- each) (not annualised):            |               |              |              |               |              |              |
|         | (a) Basic EPS   | (0.04)        | 0.01         | (0.01)       | 0.00          | 0.08         | 0.01         |
|         | (b) Diluted EPS   | (0.04)        | 0.01         | -0.01        | 0.00          | 0.08         | 0.01         |
| 16 ii   | Earnings per share (after extraordinary items) (of ` 10/- each) (not annualised):             |               |              |              |               |              |              |
|         | (a) Basic EPS   | (0.04)        | 0.01         | -0.01        | 0.00          | 0.08         | 0.01         |
|         | (b) Diluted EPS   | (0.04)        | 0.01         | -0.01        | 0.00          | 0.08         | 0.01         |

Cont..2.




| Sr. No.  | Particulars   | Quarter Ended  |                |                | Year To Date   |                | (Rs. in Lakhs) |
|----------|---|----------------|----------------|----------------|----------------|----------------|----------------|
|          |   | 31.12.2015     | 30.09.2015     | 31.12.2014     | 31.12.2015     | 31.12.2014     | Year           |
|          |   | (Audited)      | (Audited)      | (Audited)      | (Audited)      | (Audited)      | (Audited)      |
| <b>1</b> | <b>Segment Revenue</b><br>(Net Sale/Income from each segment should be disclosed under this head) |                |                |                |                |                |                |
|          | Information Technology  | 0.90           | 2.00           | 7.96           | 8.90           | 20.96          | 16.96          |
|          | Information Technology - Education  | 0.00           | 0.00           | 0.00           | 0.00           | 0.00           | 0.00           |
|          | News paper & printing   | 1.35           | 1.00           | 5.96           | 2.35           | 17.88          | 23.81          |
|          | Solar Power Plants  | 137.50         | 43.90          | 0.00           | 181.40         | 0.00           | 0.00           |
|          | Unallocated   | 4.17           | 5.07           | 0.00           | 13.37          | 0.04           | 15.44          |
|          | <b>Total</b>  | <b>143.92</b>  | <b>51.97</b>   | <b>13.92</b>   | <b>206.02</b>  | <b>38.88</b>   | <b>56.21</b>   |
|          | <b>Less: Inter Segment Revenue</b>  | <b>0.00</b>    | <b>0</b>       | <b>0.00</b>    | <b>0.00</b>    | <b>0.00</b>    | <b>0.00</b>    |
|          | <b>Net Sales/Income From Operation</b>  | <b>143.92</b>  | <b>51.97</b>   | <b>13.92</b>   | <b>206.02</b>  | <b>38.88</b>   | <b>56.21</b>   |
| <b>2</b> | <b>Segment Results</b><br>(Profit)(+) / Loss (-) before tax and interest from each segment)       |                |                |                |                |                |                |
|          | Information Technology  | -4.06          | -4.60          | -0.82          | -8.95          | 1.21           | -34.94         |
|          | Information Technology - Education  | 0.00           | 0.00           | 0.00           | 0.00           | 0.00           | 0              |
|          | News paper & printing   | 0.35           | 0.54           | 5.15           | 0.88           | 15.60          | 20.86          |
|          | Solar Power Plants  | -5.78          | 0.50           | 0.00           | -5.28          | 0.00           | 0.00           |
|          | Unallocated   | 4.17           | 5.07           | 0.00           | 13.37          | 0.04           | 15.44          |
|          | <b>Total</b>  | <b>(5.33)</b>  | <b>1.51</b>    | <b>4.32</b>    | <b>0.02</b>    | <b>16.85</b>   | <b>1.36</b>    |
|          | Less: (i) Interest**  | 0.00           | 0.00           | 0.00           | 0.00           | 0.00           | 0.00           |
|          | (ii) Other Un-allocable Expenditure Net off   | 0.00           | 0.00           | 0.00           | 0.00           | 0.00           | 0.00           |
|          | (iii) Un-allocable income   | 0.00           | 0.00           | 0.00           | 0.00           | 0.00           | 0.00           |
|          | <b>Total Profit Before Tax</b>  | <b>(5.33)</b>  | <b>1.51</b>    | <b>4.32</b>    | <b>0.02</b>    | <b>16.85</b>   | <b>1.36</b>    |
| <b>3</b> | <b>Capital Employed</b><br>(Segment assets - Segment Liabilities)                                 |                |                |                |                |                |                |
|          | Information Technology  | 363.01         | 338.68         | 554.15         | 363.01         | 554.15         | 334.85         |
|          | Information Technology - Education  | 134.38         | 134.38         | 134.38         | 134.38         | 134.38         | 134.38         |
|          | News paper & printing   | 148.85         | 148.85         | 148.85         | 148.85         | 148.85         | 148.85         |
|          | Solar Power Plants  | 564.75         | -              | -              | -              | -              | -              |
|          | Unallocated   | 145.82         | 736.07         | 691.57         | 710.57         | 691.57         | 735.57         |
|          | <b>Total</b>  | <b>1356.82</b> | <b>1357.98</b> | <b>1528.95</b> | <b>1356.82</b> | <b>1528.95</b> | <b>1353.65</b> |

**Notes: -**

1. The above results were approved and taken on record in the board meeting held on 09.02.2016
2. The company is mainly engaged in the business of Software development, Education & News Paper & Printing.
3. The company has not received any complaint from investor during the period.
4. Previous years figures have been regrouped and rearranged wherever necessary.
5. The company has received information from promoters that they have not pledged their shares in the Company.

For and on behalf of the Board of Directors  
SYLPH TECHNOLOGIES LIMITED



*Rajesh Jain*  
Rajesh Jain  
Director  
Din: 01704145

Place : Indore  
Date : 09/02/2016